
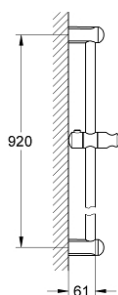


27 524 000 **SHOWER RAIL, 900 MM**

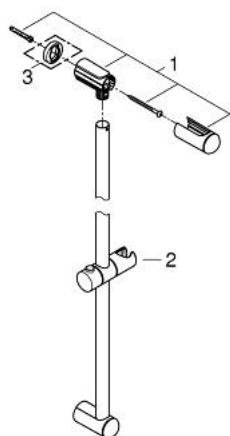


**PRODUCT DESCRIPTION**

- Colour: chrome
- with wall holders
- sliding piece and swivel holder
- GROHE Long-Life finish



## 27 524 000 **SHOWER RAIL, 900 MM**



### **UNITS PER PACKAGE**, March 2010 – now

1: Outlet shower holder (Spare part-nr. 48098000)

2: Sliding piece (Spare part-nr. 48099000)

3: Compensation disc (Spare part-nr. 48051000)\*

\* Optional accessories