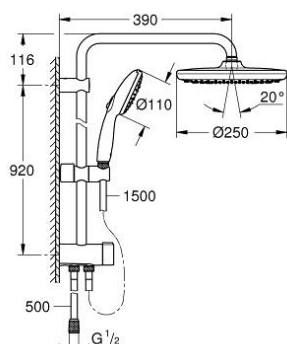



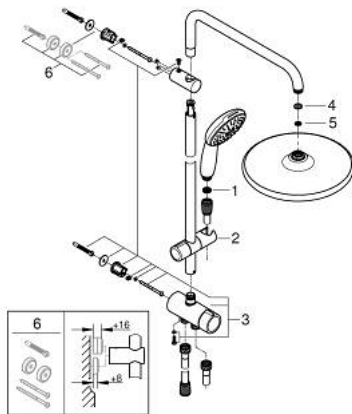
26 675 001 **TEMPESTA SYSTEM 250 FLEX SHOWER SYSTEM WITH DIVERTER FOR WALL MOUNTING**



PRODUCT DESCRIPTION

- Colour: chrome
- consists of:
 - horizontal 390 mm shower arm, adjustable before installation
 - change by diverter between hand shower, head shower or head shower
- Eco setting
- head shower Tempesta 250 (26 666)
- 2 spray patterns (via diverter):
 - Rain, SmartRain
- head shower with white rear cover
- with ball joint
- rotation angle $\pm 10^\circ$
- hand shower Tempesta 110 (28 419)
- 3 adjustable sprays
 - Rain / Jet / Massage
- adjustable in height with gliding element
- distance between diverter and upper bracket: 920 mm
- Relaxaflex shower hose 1500 mm (28 151)
- Relaxaflex shower hose 500 mm (22 115)
- flexible installation: connection to faucet / wall union for water supply with 1/2" thread of the 500 mm shower hose
- maximum flow rate (at 3 bar): 7.9 l/min
- GROHE Water Saving - Less water, perfect flow
- GROHE SmartSwitch - easily rotate the dial to enjoy your preferred spray option
- GROHE DreamSpray perfect spray pattern
- ShockProof silicone ring prevents damages caused by shower falling
- GROHE Long-Life finish
- SpeedClean anti-lime system
- Inner WaterGuide for a longer life
- suitable for instantaneous heaters (min. 19 kW/h)
- minimum flow rate 7 l/min.
- minimum pressure 1,0 bar
- professional edition

26 675 001 TEMPESTA SYSTEM 250 FLEX SHOWER SYSTEM WITH DIVERTER FOR WALL MOUNTING



UNITS PER PACKAGE , November 2021 – now

1: Dirt strainer (Spare part-nr. 0700200M)

2: Sliding piece (Spare part-nr. 48609000)

3: Diverter (Spare part-nr. 48338000)

4: Fibre seal dia. 12x2 mm (Spare part-nr. 0138900M)

5: Dirt strainer (Spare part-nr. 48007000)

6: Compensation disc (Spare part-nr. 26496000)*

* Optional accessories